

# Amarr® Heritage®

## Premium Heavy-Gauge Steel Garage Doors



Long Panel design with Prairie DecraGlass in Walnut

**Style and beauty that stand the test of time.** Choose from four traditional or carriage house designs to create the steel garage door you always wanted. The Amarr Heritage collection provides a low-maintenance, 2" thick heavy-gauge steel door with a lifetime warranty and designed to reduce the risk of serious finger and hand injuries. The Amarr Heritage collection – great looks for years to come.




Long Bead Board design with Moonlite DecraTrim in True White with Blue Ridge handles and hinges

Short Panel with Americana DecraGlass (SP57)



Long Bead Board with Stockton DecraTrim (LPBB20)



Flush Panel (FP)\* with Short Panel Obscure windows



Bead Board with Trellis DecraGlass (BB76)




Recessed with Arched Thames DecraTrim (RE31)




### PANEL DESIGNS

#### TRADITIONAL

SP • SHORT PANEL



LP • LONG PANEL



FP • FLUSH PANEL\*




RP • RIBBED PANEL\*



\*Available in Amarr Heritage HR3000 only.

#### CARRIAGE HOUSE

BB • BEAD BOARD




LPBB • LONG BEAD BOARD



RE • RECESSED



RS • RAISED



### WARRANTY

LIMITED  
LIFETIME  
WARRANTY

## Construction



### HR1000 Single-Layer: Steel



- Heavy-duty Exterior Steel
- Durable, Reliable, Low Maintenance

### HR2000 Double-Layer: Steel + Insulation



- Heavy-duty Exterior Steel
- Durable, Reliable, Low Maintenance
- Environmentally Safe Polystyrene Thermal Insulation with Vinyl Backing
- Energy Efficient
- Quiet Operation

### HR3000 Triple-Layer: Steel + Insulation + Steel



- Heavy-duty Exterior and Interior Steel
- Durable, Reliable, Low Maintenance
- Environmentally Safe Polystyrene Thermal Insulation
- Superior Energy Efficiency
- Extra Quiet Operation

## Specifications

	AMARR HERITAGE HR1000	AMARR HERITAGE HR2000	AMARR HERITAGE HR3000
<b>PANEL DESIGNS</b>			
Short	•	•	•
Long	•	•	•
Flush			•
Ribbed			•
Carriage House†	4 Designs	4 Designs	4 Designs
<b>INSULATION¹</b>		Polystyrene	Polystyrene
<b>R-VALUE²</b>		6.64	9.05
<b>DOOR THICKNESS</b>	2" (5.1cm)	2" (5.1cm)	2" (5.1cm)
<b>STEEL THICKNESS</b>	24 ga	24 ga	24/27 ga
<b>INSULATED GLASS OPTION‡</b>			•
<b>WIND LOAD³ AVAILABLE</b>	•	•	•
<b>PAINT FINISH WARRANTY⁴</b>	Lifetime	Lifetime	Lifetime
<b>WORKMANSHIP/HARDWARE WARRANTY⁴</b>	3 Years	5 Years	Lifetime

¹ Insulation has passed self-ignition, flamespread and smoke developed under fire testing.

² Calculated door section R-value is in accordance with DASMA TDS-163.

³ It is your responsibility to make sure your garage door meets local building codes.

⁴ For complete warranty details, visit [amarr.com](http://amarr.com) or contact your local Amarr dealer.

‡ Price upcharge applies.

## Colors

Actual paint colors may vary from samples shown.



**Amarr Color Zone†**  
Over 700 SnapDry™ paint colors. Approved color list is at [amarr.com/amarr\\_color\\_zone](http://amarr.com/amarr_color_zone). Check your local Sherwin-Williams store for SnapDry paint chips.



Woodgrain finishes are dual directional for all panel designs. ‡ Price upcharge applies. Amarr doors are pre-painted; homeowners can use exterior latex paint for custom colors. Visit [amarr.com](http://amarr.com) for painting instructions. Non-factory painting of garage door voids the paint finish warranty.



## Decorative Hardware

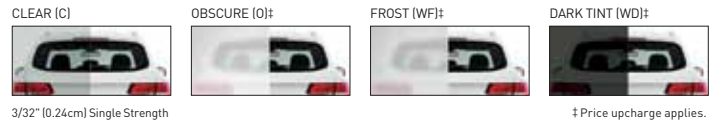
Available for carriage house designs.



Add a finishing touch to your garage door with decorative handles and hinges. Available in Aluminum, Stamped Steel and Magnetic ABS Vinyl collections. Visit [amarr.com](http://amarr.com) for complete decorative hardware options.

## Glass Options

Insulated glass‡ available in Clear, Frost and Dark Tint.



## DecraTrim Window Inserts

Window inserts shown on Clear glass; inserts also available with Obscure, Frost and Dark Tint glass.

### SHORT PANEL for traditional designs.



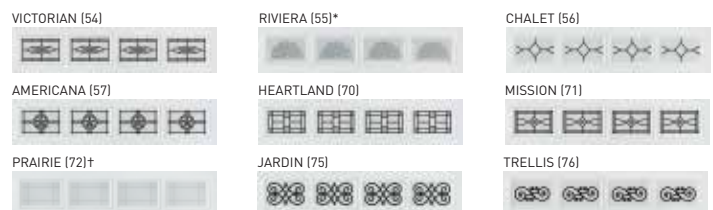
### LONG PANEL for traditional and carriage house designs.



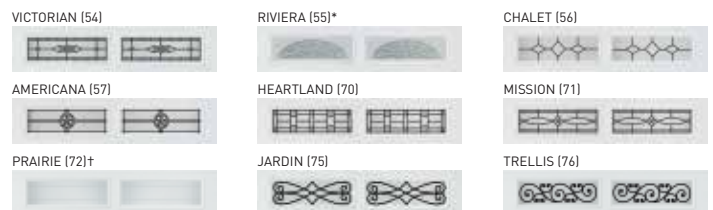
## DecraGlass™ Windows

Tempered obscure glass with baked-on ceramic designs; design visibility varies due to lighting.

### SHORT PANEL for traditional designs.



### LONG PANEL for traditional and carriage house designs.



\*Clear glass with printed frost pattern. †Obscure glass with v-groove.

## Mosaic Window Options

Available for traditional designs.



### The choice is yours.

Add visual interest to your contemporary, mid-century modern or transitional home. With Mosaic Window Options for traditional designs, you decide the number and location of windows to create the door design you want. Visit [amarr.com/mosaic](http://amarr.com/mosaic) for design inspirations.